

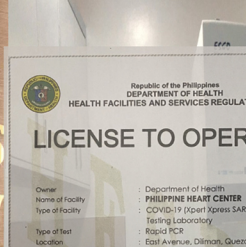


Philippine Heart Center  
Command Conference 20  
Incident Command Post ICP 569  
13 September 2021



Donations from the Duterte Kitchen. Pandesal for the HCWs.

## MOLECULAR DIAGNOSTICS LABORATORY



New 16-placer GeneXpert 13 Aug 2021

	POSITIVE	NEGATIVE	TOTAL
JANUARY	37	745	782
FEBRUARY	39	825	864
MARCH	293	1118	1411
APRIL	357	598	955
MAY	229	873	1102
JUNE	164	1186	1350
JULY	180	1279	1459
AUGUST	321	815	1136
<b>TOTAL</b>	<b>1620</b>	<b>7439</b>	<b>9059</b>

- Expanded Services GeneXpert**
- 24 hours except Fridays and Saturdays
  - Elective swabs for family members PHC Staff with approved referrals. NO walk-ins
  - Price cap for symptomatic patients P2,450

### Testing PHC Healthcare Workers

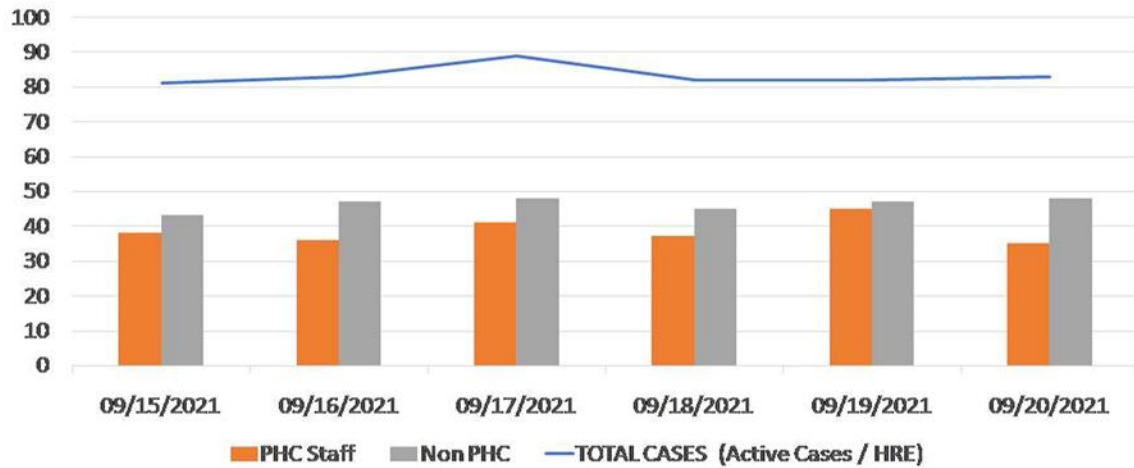
MONTH	Total Number of (+)	Routine Testing	ER ST	Symptomatic Positivity Rate <b>49.4%</b>	Asymptomatic Positivity Rate <b>7.78%</b>
August	134 (611)	49 <small>*9 with hx of symptoms</small>	85	85	49 <small>*9 with hx of symptoms</small>
September	61 (263)	19 <small>*3 with symptoms</small>	42	45	16
<b>TOTAL</b>	<b>195 (874)</b>	<b>68</b>	<b>127</b>	<b>139</b>	<b>56</b>

- We will continue ADJUSTED Routine Testing
- Schedule TESTING FOR ALL
    - COVID units every month
    - NON-COVID units every 12-13 weeks
  - Symptomatic HCW ANYTIME @ ER Special Triage

COVID CARE CENSUS	Sept 15	Sept 16	Sept 17	Sept 18	Sept 19	Sept 20
<b>TOTAL CASES (Active Cases / HRE)</b>	<b>81</b>	<b>83</b>	<b>89</b>	<b>82</b>	<b>82</b>	<b>83</b>
<b>PHC Staff</b>	<b>38</b>	<b>36</b>	<b>41</b>	<b>37</b>	<b>45</b>	<b>35</b>
<b>NON PHC</b>	<b>43</b>	<b>47</b>	<b>48</b>	<b>45</b>	<b>47</b>	<b>48</b>
<b>ADMISSIONS</b>	<b>1</b>	<b>8</b>	<b>10</b>	<b>4</b>	<b>9</b>	<b>5</b>
<b>DISCHARGES</b>	<b>4</b>	<b>6</b>	<b>4</b>	<b>8</b>	<b>7</b>	<b>3</b>
<b>MORTALITY</b>	<b>3</b>	<b>0</b>	<b>0</b>	<b>3</b>	<b>2</b>	<b>1</b>
<b>ACTIVE CASES</b>	<b>72</b>	<b>75</b>	<b>79</b>	<b>72</b>	<b>71</b>	<b>72</b>
<b>High Risk Exposure (HRE)</b>	<b>9</b>	<b>8</b>	<b>10</b>	<b>10</b>	<b>11</b>	<b>11</b>
<b>ER TRIAGE (COVID)</b>	<b>28</b>	<b>24</b>	<b>19</b>	<b>19</b>	<b>14</b>	<b>19</b>
<b>National Daily Census DOH</b>	<b>16,989</b>	<b>21,261</b>	<b>20,336</b>	<b>23,134</b>	<b>19,271</b>	<b>18,937</b>
<b>National Daily Mortality</b>	<b>214</b>	<b>277</b>	<b>310</b>	<b>255</b>	<b>205</b>	<b>146</b>
<b>Test Positivity Rate (%)</b>	<b>25.9</b>	<b>27.0</b>	<b>26.6</b>	<b>26.0</b>	<b>25.1</b>	<b>26.3</b>

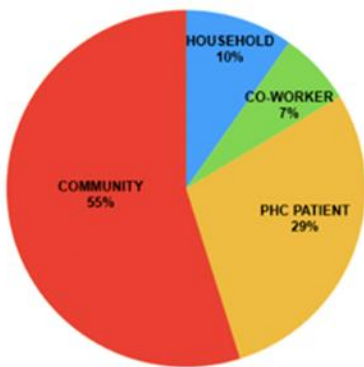
# Covid Care Census

Sept 15 - Sept 20, 2021



## HCW EXPOSURE SUMMARY

March 2021

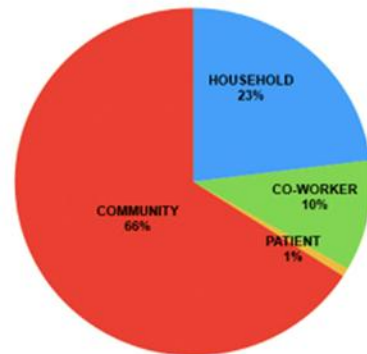


RT PCR POSITIVE: 226 HCW



## HCW EXPOSURE SUMMARY

August 2021



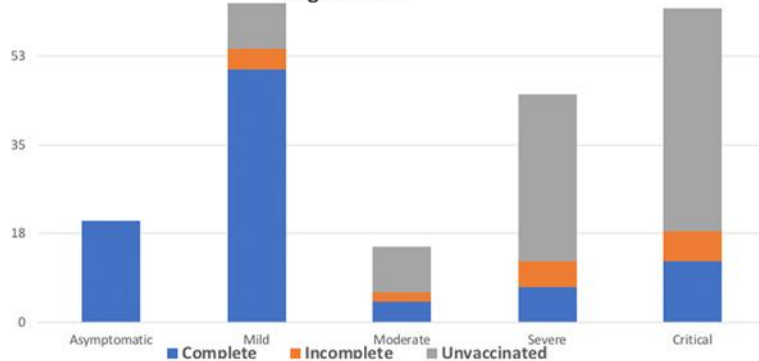
RT PCR POSITIVE: 126 HCW



The comparative summary (March vs August 2021) shows the increasing community transmission of COVID-19 among our HCWs. A graphic reminder to be on guard wherever we are.

## Disease Severity Admitted COVID Patients

August 2021



This graph shows the MILD COVID-19 status of the majority of those who are completely vaccinated. Moderate, Severe and Critical COVID-19 are usually seen in the unvaccinated.

